



---

## Management Accounts



---

Date: 11th Nov 2024  
Accounts Period: October 2024

---

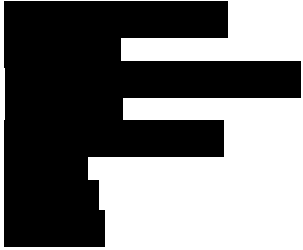
*These management accounts are completed from all information provided by you.  
You will appreciate that it is in your best interests to provide us with all  
relevant information in time to meet the requirements of H.M. Revenue & Customs.*

You marked the paperwork as sent via the portal on 06/11/2024.  
Anything received after this date will appear in a future period.

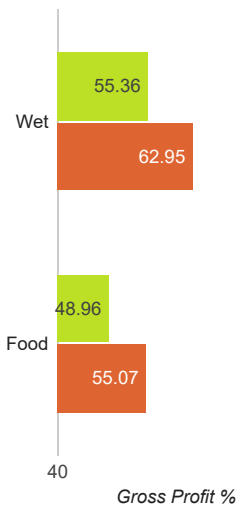
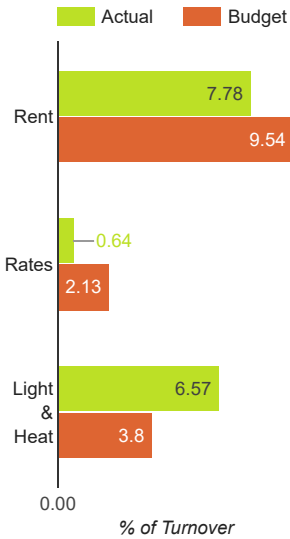
**Roslyns**  
The Quadrant  
99 Parkway Avenue  
Sheffield S9 4WG  
Phone: 01142 138 330  
[support@roslyns.co.uk](mailto:support@roslyns.co.uk)



**Prepared for:**



**Budget Digest**



**Summary of results for October 2024**

Please find enclosed the October 2024 management accounts. Below is a summary of the results for this period.

For the period of October 2024 the business made a net loss of £4,292.33; bringing the year to date profit to £56,613.96.

The average weekly turnover was £13,771.99, excluding VAT, and £16,526.39 including.

The cost of staffing for this period was £19,177.12, or £4,330.32 per week and 31.44% of the turnover.

The amount owed by you to the company in the director's loan account is £54,556.83.

The net worth of the business is £214,400.66.

The working capital for the business is £223,779.84. This includes the amount in the director's loan account.

Please be aware, that if you withdraw more from the company than it can afford, you may have to pay tax of 33.75% on the difference.

**Key Performance Indicators**

	October 2024 31 days	YTD 336 days	October 2023	Last Year's YTD
<b>Total Sales</b>	<b>£61,563.23</b>	<b>£741,027.19</b>	<b>£65,525.01</b>	<b>£751,277.92</b>
<b>Liquor GP</b>	<b>55.36%</b>	<b>62.24%</b>	<b>65.65%</b>	<b>62.35%</b>
<b>Food GP</b>	<b>48.96%</b>	<b>59.03%</b>	<b>58.81%</b>	<b>56.95%</b>
<b>Wage %</b>	<b>31.44%</b>	<b>24.22%</b>	<b>27.43%</b>	<b>23.64%</b>
<b>Rent %</b>	<b>7.78%</b>	<b>7.11%</b>	<b>7.36%</b>	<b>6.42%</b>
<b>Light/Heat %</b>	<b>6.57%</b>	<b>7.41%</b>	<b>7.03%</b>	<b>4.28%</b>
<b>Profit/(Loss)</b>	<b>(£4,292.33)</b>	<b>£56,613.96</b>	<b>£4,560.47</b>	<b>£54,160.80</b>
<b>Conversion %</b>	<b>(6.97%)</b>	<b>7.64%</b>	<b>6.96%</b>	<b>7.21%</b>

**Queries**

Please can you forward the following information?

- [Redacted] for £200.00 on 11.07.24, £350.00 on 19.07.24 & £50.00 on 06.09.24, are these included in sales?
- Invoice relating to the following bank payments:
  - Opus Gas for £206.90 on 19.09.24
  - EDF Energy for £119.74 on 22.10.24

Thank you.



### Old Information

We process late invoices, information etc straight to the account header to which they refer in the appropriate month. This inevitably means that any accounts previously presented may differ by these transactions.

### Breakeven

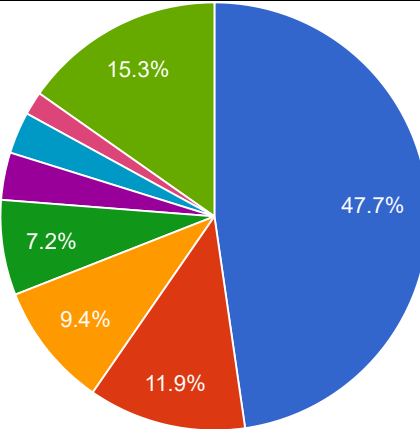
Based on the YTD figures, you need to take £13,625.41 net weekly in order to meet your overheads.

The current period sales are 102.03% of this and YTD sales are 113.30%.

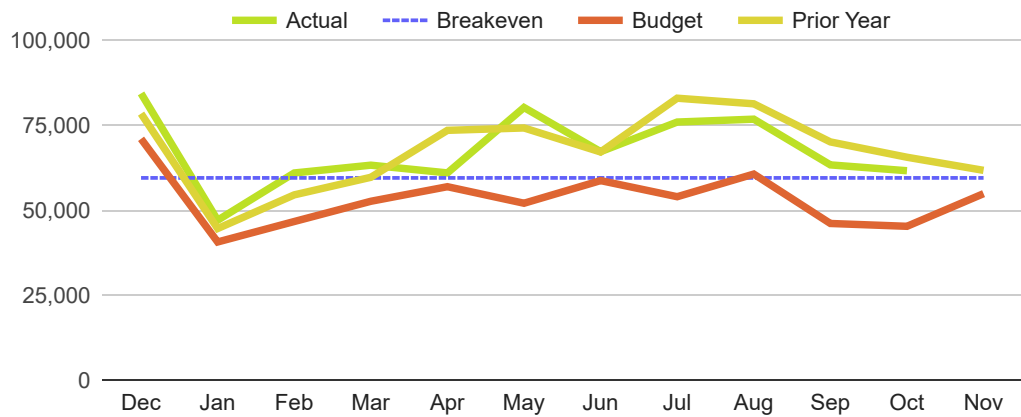
The breakeven figure is based on the P&L and if you're taking drawings or repaying loans you will need to take more than this weekly in order to avoid cash flow issues.

### Top Overheads

- Wages
- Rent
- Electricity
- Entertainment
- Directors Remuneration
- Advertising & Marketing
- Bank Charges
- Other



### Sales History



## Profit and Loss (Monthly Breakdown)

	<u>Dec</u>	<u>Jan</u>	<u>Feb</u>	<u>Mar</u>	<u>Apr</u>	<u>May</u>	<u>Jun</u>	<u>Jul</u>	<u>Aug</u>	<u>Sep</u>	<u>Oct</u>	<u>Nov</u>	<u>Totals</u>
<b>Sales</b>													
Wet Sales	68,570.79	39,793.32	52,094.70	51,266.63	46,770.49	61,762.01	52,666.28	59,053.54	59,446.10	48,540.89	48,544.50	0.00	588,509.25
Food Sales	8,245.29	4,406.32	4,758.96	6,014.49	7,326.20	7,827.70	6,723.69	7,662.96	7,517.36	5,872.03	6,119.67	0.00	72,474.67
Gaming Machine Sales	0.00	0.00	53.17	0.00	0.00	40.29	0.00	0.00	0.00	0.00	0.00	0.00	93.46
Room Hire Sales	7,336.58	2,361.83	3,997.14	5,912.72	6,619.03	10,052.06	7,729.31	9,142.34	9,743.00	8,445.01	6,326.07	0.00	77,665.09
Other Income	112.62	470.52	0.00	0.00	206.65	450.44	50.13	0.00	0.00	421.37	572.99	0.00	2,284.72
	<u>84,265.28</u>	<u>47,031.99</u>	<u>60,903.97</u>	<u>63,193.84</u>	<u>60,922.37</u>	<u>80,132.50</u>	<u>67,169.41</u>	<u>75,858.84</u>	<u>76,706.46</u>	<u>63,279.30</u>	<u>61,563.23</u>	<u>0.00</u>	<u>741,027.19</u>
<b>Purchases</b>													
Wet Purchases	21,310.43	18,675.38	17,970.12	17,685.34	17,215.41	26,128.92	18,250.58	22,580.03	23,323.50	17,438.42	21,668.11	0.00	222,246.24
Food Purchases	2,614.86	2,241.94	1,918.14	2,346.06	2,982.91	3,162.00	2,584.78	3,062.26	3,048.79	2,605.09	3,123.62	0.00	29,690.45
Accommodation Purchases	134.25	37.16	777.43	1,379.50	0.00	1,484.91	0.00	1,569.60	(74.40)	745.31	866.70	0.00	6,920.46
	<u>24,059.54</u>	<u>20,954.48</u>	<u>20,665.69</u>	<u>21,410.90</u>	<u>20,198.32</u>	<u>30,775.83</u>	<u>20,835.36</u>	<u>27,211.89</u>	<u>26,297.89</u>	<u>20,788.82</u>	<u>25,658.43</u>	<u>0.00</u>	<u>258,857.15</u>
<b>Overheads</b>													
Business Rates	387.15	387.16	387.15	387.16	393.88	393.88	393.88	393.88	393.88	393.88	393.88	0.00	4,305.78
Insurance	391.49	391.49	391.49	219.80	430.92	430.92	1,107.29	430.92	430.92	430.92	430.92	0.00	5,087.08
Rent	4,791.66	4,791.66	4,791.66	4,791.66	4,791.66	4,791.66	4,791.66	4,791.66	4,791.66	4,791.66	4,791.66	0.00	52,708.26
Repairs & Maintenance	452.54	407.46	388.05	299.26	615.34	428.97	237.32	838.15	1,008.77	292.72	504.94	0.00	5,473.52
Accountancy	507.42	521.62	519.61	521.61	519.61	519.61	519.61	529.61	519.61	521.61	299.50	0.00	5,499.42
Stocktaking	182.00	182.00	182.00	182.00	182.00	182.00	182.00	182.00	182.00	182.00	182.00	0.00	2,002.00
Wages	13,637.91	19,556.81	15,133.38	15,571.81	18,940.57	15,366.92	14,409.66	18,643.87	13,398.28	15,040.15	19,177.12	0.00	178,876.48
Directors Remuneration	1,440.00	1,440.00	1,440.00	1,440.00	1,440.00	1,440.00	1,440.00	1,440.00	1,440.00	1,440.00	1,440.00	0.00	15,840.00
Electricity	3,922.27	3,659.82	2,847.91	3,614.90	9,705.93	3,547.29	4,266.61	3,775.94	4,184.03	3,811.63	3,784.77	0.00	47,121.10
Gas	1,249.00	1,677.35	1,363.00	886.44	1,179.00	503.50	140.11	141.55	128.39	250.00	258.00	0.00	7,776.34
Water Rates	183.64	211.26	143.61	71.73	124.94	2,109.85	343.51	(188.40)	192.52	119.59	104.22	0.00	3,416.47
Advertising & Marketing	711.84	1,232.87	337.72	621.32	852.99	958.42	1,840.05	827.37	1,394.85	1,391.54	1,271.20	0.00	11,440.17
Catering Equipment	245.86	303.62	152.87	152.87	259.26	275.23	62.78	1,326.62	16.45	85.22	313.49	0.00	3,194.27
Cleaning	258.24	376.84	281.49	317.19	321.90	404.98	400.26	486.80	448.03	441.41	405.39	0.00	4,142.53
Entertainment	4,400.00	2,655.00	3,055.00	3,550.00	2,640.00	2,480.00	2,820.00	2,790.00	3,470.00	2,970.00	2,890.00	0.00	33,720.00
Equipment Hire	410.48	422.53	420.68	407.68	442.47	478.48	468.68	483.53	498.65	468.68	442.26	0.00	4,944.12
Gardens & Flowers	0.00	0.00	0.00	0.00	0.00	0.00	0.00	0.00	26.50	0.00	40.00	0.00	66.50
Postage, Printing & Stationery	98.36	72.60	11.57	76.85	75.60	297.52	0.00	82.12	103.58	58.53	193.29	0.00	1,070.02
Sky TV	418.39	418.39	418.39	418.39	418.39	418.39	418.39	418.39	365.91	120.31	466.22	0.00	4,299.56
Bottled Gas	209.77	209.77	214.07	214.07	225.51	0.00	335.56	454.44	112.03	228.93	0.00	0.00	2,204.15
Licensing	208.52	208.53	208.52	208.53	208.52	208.53	208.51	2,714.08	18.50	18.51	15.00	0.00	4,225.75
Motor Expenses	69.00	58.01	64.00	510.67	528.80	78.66	129.52	561.16	134.01	353.02	283.30	0.00	2,770.15
Sanitary Provisions	504.15	457.85	436.90	506.54	684.97	583.82	514.36	64.62	320.28	329.81	572.86	0.00	4,976.16
Sundries	729.10	1,379.44	654.30	644.33	1,196.66	840.83	819.81	907.43	597.71	720.18	559.32	0.00	9,049.11
Telephone	163.16	389.82	172.74	274.30	413.03	179.32	272.65	301.81	(3.61)	347.41	306.57	0.00	2,817.20
Bank Charges	423.69	616.57	315.37	439.12	483.31	697.85	880.45	545.33	768.07	792.09	710.45	0.00	6,672.30
Legal & Professional Fees	0.00	0.00	0.00	0.00	0.00	0.00	0.00	0.00	0.00	0.00	220.11	0.00	220.11
Depreciation	156.24	153.39	150.54	147.79	145.07	154.38	151.51	148.70	145.98	143.27	140.66	0.00	1,637.53
	<u>36,151.88</u>	<u>42,181.86</u>	<u>34,482.02</u>	<u>36,476.02</u>	<u>47,220.33</u>	<u>37,771.01</u>	<u>37,154.18</u>	<u>43,091.58</u>	<u>35,087.00</u>	<u>35,743.07</u>	<u>40,197.13</u>	<u>0.00</u>	<u>425,556.08</u>
<b>Net Profit/(Loss):</b>	<u>24,053.86</u>	<u>(16,104.35)</u>	<u>5,756.26</u>	<u>5,306.92</u>	<u>(6,496.28)</u>	<u>11,585.66</u>	<u>9,179.87</u>	<u>5,555.37</u>	<u>15,321.57</u>	<u>6,747.41</u>	<u>(4,292.33)</u>	<u>0.00</u>	<u>56,613.96</u>

Date: 12/11/2024  
Time: 11:32:45

Page: 1

Balance Sheet

From: Brought forward  
To: Month 11, October 2024

Fixed Assets		
Tangible Fixed Assets at Cost	24,278.66	
Accumulated Depreciation	<u>(11,001.64)</u>	
		13,277.02
Current Assets		
Stock	12,144.86	
Brewery Deposits	12,767.71	
Prepayments	8,546.73	
Cash in Hand	63,043.96	
Cash at Bank	128,218.26	
Directors Loan Account	<u>54,556.83</u>	
		279,278.35
Current Liabilities		
Creditors	21,229.21	
Accruals	3,767.00	
VAT Liability	26,856.40	
PAYE	2,921.58	
Pensions	724.34	
Corporation Tax	<u>(0.02)</u>	
		<u>55,498.51</u>
Current Assets less Current Liabilities:		<u>223,779.84</u>
Total Assets less Current Liabilities:		237,056.86
Long Term Liabilities		
Long Term Loans	<u>22,656.20</u>	
		<u>22,656.20</u>
Total Assets less Total Liabilities:		<u>214,400.66</u>
Capital & Reserves		
Suspense and Mispostings	600.00	
Profit & Loss Brought Forward	157,086.70	
Share Capital	100.00	
P&L Account	<u>56,613.96</u>	
		<u>214,400.66</u>

Date: 12/11/2024  
 Time: 11:33:49

## Nominal Activity

Date From: 01/01/1980  
 Date To: 31/10/2024

N/C From:  
 N/C To: 99999999

N/C: 0020      Name: Fixtures & Fittings      Account Balance: 17,529.83 DR

No	Type	Date	Account	Details	T/C	Value	Debit	Credit	V	B
3845	JD	30/11/2023	0020	Opening Balance	T9	16,880.83	16,880.83	-	-	-
3164	PI	22/03/2024	ADEXA	Pizza Oven	T1	649.00	649.00	-	-	R
Totals:							17,529.83			
History Balance:							17,529.83			

N/C: 0030      Name: Other Capital Expenditure      Account Balance: 6,748.83 DR

No	Type	Date	Account	Details	T/C	Value	Debit	Credit	V	B
3846	JD	30/11/2023	0030	Opening Balance	T9	6,748.83	6,748.83	-	-	-
Totals:							6,748.83			
History Balance:							6,748.83			

N/C: 0075      Name: Accumulated Depreciation      Account Balance: 9,364.11 CR

No	Type	Date	Account	Details	T/C	Value	Debit	Credit	V	B
3847	JC	30/11/2023	0075	Opening Balance	T9	9,364.11		9,364.11	-	-
Totals:								9,364.11		
History Balance:								9,364.11		

N/C: 1000      Name: Wet Stock      Account Balance: 10,223.82 DR

No	Type	Date	Account	Details	T/C	Value	Debit	Credit	V	B
3848	JD	30/11/2023	1000	Opening Balance	T9	9,268.23	9,268.23	-	-	-
464	JC	01/12/2023	1000	Stock	T9	9,268.23		9,268.23	-	-
468	JD	31/12/2023	1000	Closing Stock	T9	10,721.16	10,721.16	-	-	-
1121	JC	01/01/2024	1000	Stock	T9	10,721.16		10,721.16	-	-
1125	JD	31/01/2024	1000	Closing Stock	T9	8,867.54	8,867.54	-	-	-
1719	JC	01/02/2024	1000	Stock	T9	8,867.54		8,867.54	-	-
1723	JD	29/02/2024	1000	Closing Stock	T9	9,690.11	9,690.11	-	-	-
2094	JC	01/03/2024	1000	Stock	T9	9,690.11		9,690.11	-	-
2098	JD	25/03/2024	1000	Closing Stock	T9	9,987.98	9,987.98	-	-	-
3014	JC	01/04/2024	1000	Stock	T9	9,987.98		9,987.98	-	-
3018	JD	29/04/2024	1000	Closing Stock	T9	9,062.91	9,062.91	-	-	-
3508	JC	01/05/2024	1000	Stock	T9	9,062.91		9,062.91	-	-
3512	JD	31/05/2024	1000	Closing Stock	T9	8,937.51	8,937.51	-	-	-
4263	JC	01/06/2024	1000	Opening Stock	T9	8,937.51		8,937.51	-	-
4267	JD	30/06/2024	1000	Closing Stock	T9	10,270.30	10,270.30	-	-	-
4967	JC	01/07/2024	1000	Opening Stock	T9	10,270.30		10,270.30	-	-
4971	JD	31/07/2024	1000	Closing Stock	T9	8,609.74	8,609.74	-	-	-
5591	JC	01/08/2024	1000	Opening Stock	T9	8,609.74		8,609.74	-	-
5595	JD	31/08/2024	1000	Closing Stock	T9	9,697.23	9,697.23	-	-	-
6214	JC	01/09/2024	1000	Opening Stock	T9	9,697.23		9,697.23	-	-
6218	JD	30/09/2024	1000	Closing Stock	T9	10,413.51	10,413.51	-	-	-
6765	JC	01/10/2024	1000	Opening Stock	T9	10,413.51		10,413.51	-	-
6769	JD	31/10/2024	1000	Closing Stock	T9	10,223.82	10,223.82	-	-	-
Totals:							115,750.04	105,526.22		
History Balance:							10,223.82			

Date: 12/11/2024  
 Time: 11:33:49

Nominal Activity

N/C: 1005      Name: Food Stock      Account Balance: 1,921.04 DR

No	Type	Date	Account	Details	T/C	Value	Debit	Credit	V	B
3849	JD	30/11/2023	1005	Opening Balance	T9	1,897.31	1,897.31		-	-
466	JC	01/12/2023	1005	Stock	T9	1,897.34		1,897.34	-	-
470	JD	31/12/2023	1005	Closing Stock	T9	1,539.82	1,539.82		-	-
1123	JC	01/01/2024	1005	Stock	T9	1,539.82		1,539.82	-	-
1127	JD	31/01/2024	1005	Closing Stock	T9	1,461.71	1,461.71		-	-
1721	JC	01/02/2024	1005	Stock	T9	1,461.71		1,461.71	-	-
1725	JD	29/02/2024	1005	Closing Stock	T9	1,709.33	1,709.33		-	-
2096	JC	01/03/2024	1005	Stock	T9	1,709.33		1,709.33	-	-
2100	JD	25/03/2024	1005	Closing Stock	T9	1,700.87	1,700.87		-	-
3016	JC	01/04/2024	1005	Stock	T9	1,700.87		1,700.87	-	-
3020	JD	29/04/2024	1005	Closing Stock	T9	1,692.95	1,692.95		-	-
3510	JC	01/05/2024	1005	Stock	T9	1,692.95		1,692.95	-	-
3514	JD	31/05/2024	1005	Closing Stock	T9	1,676.15	1,676.15		-	-
4265	JC	01/06/2024	1005	Opening Stock	T9	1,676.12		1,676.12	-	-
4269	JD	30/06/2024	1005	Closing Stock	T9	1,768.76	1,768.76		-	-
4969	JC	01/07/2024	1005	Opening Stock	T9	1,768.76		1,768.76	-	-
4973	JD	31/07/2024	1005	Closing Stock	T9	1,848.55	1,848.55		-	-
5593	JC	01/08/2024	1005	Opening Stock	T9	1,848.55		1,848.55	-	-
5597	JD	31/08/2024	1005	Closing Stock	T9	1,943.34	1,943.34		-	-
6216	JC	01/09/2024	1005	Opening Stock	T9	1,943.34		1,943.34	-	-
6220	JD	30/09/2024	1005	Closing Stock	T9	2,035.54	2,035.54		-	-
6767	JC	01/10/2024	1005	Opening Stock	T9	2,035.54		2,035.54	-	-
6771	JD	31/10/2024	1005	Closing Stock	T9	1,921.04	1,921.04		-	-
Totals:							21,195.37	19,274.33		
History Balance:							1,921.04			

N/C: 1101      Name: Rent Deposit Account      Account Balance: 12,767.71 DR

No	Type	Date	Account	Details	T/C	Value	Debit	Credit	V	B
3850	JD	30/11/2023	1101	Opening Balance	T9	12,767.71	12,767.71		-	-
Totals:							12,767.71			
History Balance:							12,767.71			

N/C: 2202      Name: Vat Liability      Account Balance: 21,595.49 CR

No	Type	Date	Account	Details	T/C	Value	Debit	Credit	V	B
3856	JC	30/11/2023	2202	Opening Balance	T9	11,318.67		11,318.67	-	-
614	JC	31/12/2023	2202	Manual Adjustment to VAT return: Rtn No. 0001	T9	11,318.67		11,318.67	-	-
617	JC	31/12/2023	2202	VAT Liability	T9	16,853.06		16,853.06	-	-
619	JD	31/12/2023	2202	VAT Liability	T9	6,924.24	6,924.24		-	-
621	JD	31/12/2023	2202	Manual Adjustment to VAT return: Rtn No. 0001	T9	11,318.67	11,318.67		-	-
1408	BP	06/02/2024	1205	HMRC	T9	21,247.49	21,247.49		-	N
2475	JC	31/03/2024	2202	VAT Liability	T9	34,175.34		34,175.34	-	-
2477	JD	31/03/2024	2202	VAT Liability	T9	19,053.70	19,053.70		-	-
3265	BP	07/05/2024	1205	HMRC	T9	15,121.64	15,121.64		-	N
4455	JC	30/06/2024	2202	VAT Liability	T9	41,539.66		41,539.66	-	-
4457	JD	30/06/2024	2202	VAT Liability	T9	21,642.07	21,642.07		-	-
5322	BP	06/08/2024	1205	HMRC	T9	19,897.59	19,897.59		-	N
6325	JC	30/09/2024	2202	VAT Liability	T9	43,123.58		43,123.58	-	-
6327	JD	30/09/2024	2202	VAT Liability	T9	21,528.09	21,528.09		-	-
Totals:							136,733.49	158,328.98		
History Balance:								21,595.49		

Date: 12/11/2024  
 Time: 11:33:49

Nominal Activity

N/C: 2210 Name: PAYE Account Balance: 2,921.58 CR

No	Type	Date	Account	Details	T/C	Value	Debit	Credit	V	B
3857	JC	30/11/2023	2210	Opening Balance	T9	2,080.51		2,080.51	-	-
245	BP	19/12/2023	1205	HMRC PAYE	T9	2,080.51	2,080.51		-	N
373	JC	31/12/2023	2210	PAYE	T9	1,928.98		1,928.98	-	-
903	BP	19/01/2024	1205	HMRC	T9	1,928.98	1,928.98		-	N
1107	JC	31/01/2024	2210	PAYE	T9	3,497.48		3,497.48	-	-
1508	BP	19/02/2024	1205	HMRC	T9	3,497.48	3,497.48		-	N
1705	JC	29/02/2024	2210	PAYE	T9	1,818.67		1,818.67	-	-
2259	BP	19/03/2024	1205	HMRC	T9	1,818.67	1,818.67		-	N
2091	JC	31/03/2024	2210	PAYE	T9	2,118.68		2,118.68	-	-
2782	BP	18/04/2024	1205	HMRC	T9	2,118.68	2,118.68		-	N
2961	JC	30/04/2024	2210	PAYE	T9	2,137.48		2,137.48	-	-
3373	BP	20/05/2024	1205	HMRC	T9	2,137.48	2,137.48		-	N
3478	JC	31/05/2024	2210	PAYE	T9	1,325.37		1,325.37	-	-
4195	BP	20/06/2024	1205	HMRC	T9	1,325.37	1,325.37		-	N
4260	JC	30/06/2024	2210	PAYE	T9	725.49		725.49	-	-
4776	BP	17/07/2024	1205	HMRC	T9	725.49	725.49		-	N
4964	JC	31/07/2024	2210	PAYE	T9	1,893.03		1,893.03	-	-
5434	BP	21/08/2024	1205	HMRC	T9	1,893.03	1,893.03		-	N
5588	JC	31/08/2024	2210	PAYE	T9	1,372.87		1,372.87	-	-
5986	BP	20/09/2024	1205	HMRC PAYE	T9	1,372.87	1,372.87		-	N
6117	JC	30/09/2024	2210	PAYE	T9	1,827.30		1,827.30	-	-
6659	BP	21/10/2024	1205	HMRC PAYE	T9	1,827.30	1,827.30		-	N
6764	JC	31/10/2024	2210	PAYE	T9	2,921.58		2,921.58	-	-
Totals:							20,725.86	23,647.44		
History Balance:								2,921.58		

N/C: 2211 Name: Pensions Account Balance: 724.34 CR

No	Type	Date	Account	Details	T/C	Value	Debit	Credit	V	B
3858	JC	30/11/2023	2211	Opening Balance	T9	542.01		542.01	-	-
371	JC	31/12/2023	2211	Pensions	T9	508.62		508.62	-	-
966	BP	30/01/2024	1205	Nest	T9	508.62	508.62		-	N
1103	JC	31/01/2024	2211	Pensions	T9	823.92		823.92	-	-
1516	BP	20/02/2024	1205	Nest	T9	823.92	823.92		-	N
1703	JC	29/02/2024	2211	Pensions	T9	242.99		242.99	-	-
2152	BP	01/03/2024	1205	Nest	T9	567.00	567.00		-	N
2089	JC	31/03/2024	2211	Pensions	T9	560.42		560.42	-	-
2675	BP	03/04/2024	1205	Nest	T9	560.42	560.42		-	N
2957	JC	30/04/2024	2211	Pensions	T9	776.13		776.13	-	-
3275	BP	08/05/2024	1205	Nest	T9	776.13	776.13		-	N
3441	BP	31/05/2024	1205	Nest	T9	560.85	560.85		-	N
3476	JC	31/05/2024	2211	Pensions	T9	560.85		560.85	-	-
4258	JC	30/06/2024	2211	Pensions	T9	482.63		482.63	-	-
4638	BP	01/07/2024	1205	Nest	T9	482.63	482.63		-	N
4962	JC	31/07/2024	2211	Pensions	T9	742.17		742.17	-	-
5298	BP	02/08/2024	1205	Nest	T9	742.17	742.17		-	N
5586	JC	31/08/2024	2211	Pensions	T9	446.81		446.81	-	-
5893	BP	05/09/2024	1205	Nest	T9	446.81	446.81		-	N
6115	JC	30/09/2024	2211	Pensions	T9	537.80		537.80	-	-
6591	BP	10/10/2024	1205	Nest	T9	537.80	537.80		-	N
6760	JC	31/10/2024	2211	Pensions	T9	506.34		506.34	-	-
Totals:							6,006.35	6,730.69		
History Balance:								724.34		

N/C: 2212 Name: Corporation Tax Account Balance: 0.02 DR

No	Type	Date	Account	Details	T/C	Value	Debit	Credit	V	B
3859	JC	30/11/2023	2212	Opening Balance	T9	9,856.73		9,856.73	-	-
5500	BP	30/08/2024	1205	HMRC	T9	9,856.75	9,856.75		-	N
Totals:							9,856.75	9,856.73		
History Balance:								0.02		



Date: 12/11/2024  
 Time: 11:33:49

Nominal Activity

N/C: 2300 Name: Loans Account Balance: 22,656.20 CR

No	Type	Date	Account	Details	T/C	Value	Debit	Credit	V	B
3861	JC	30/11/2023	2300	Opening Balance	T9	32,831.20		32,831.20	-	-
178	BP	11/12/2023	1205	Loan Repayment	T9	925.00	925.00		-	N
850	BP	11/01/2024	1205	Loan Repayment	T9	925.00	925.00		-	N
1453	BP	12/02/2024	1205		T9	925.00	925.00		-	N
2202	BP	11/03/2024	1205	Loan Repayment	T9	925.00	925.00		-	N
2726	BP	11/04/2024	1205	- Loan Repayment	T9	925.00	925.00		-	N
3307	BP	13/05/2024	1205		T9	925.00	925.00		-	N
4129	BP	11/06/2024	1205		T9	925.00	925.00		-	N
4729	BP	11/07/2024	1205		T9	925.00	925.00		-	N
5361	BP	12/08/2024	1205		T9	925.00	925.00		-	N
5924	BP	11/09/2024	1205		T9	925.00	925.00		-	N
6598	BP	11/10/2024	1205		T9	925.00	925.00		-	N
Totals:							10,175.00	32,831.20		
History Balance:								22,656.20		

N/C: 3000 Name: Directors Loan Account Account Balance: 54,556.83 DR

No	Type	Date	Account	Details	T/C	Value	Debit	Credit	V	B
3862	JC	30/11/2023	3000	Opening Balance	T9	1.10		1.10	-	-
325	PI	12/12/2023	CARDPAY	Personal Tesco Purchases	T9	8.95	8.95		-	-
310	BP	28/12/2023	1205	Dividends	T9	3,000.00	3,000.00		-	N
955	BP	29/01/2024	1205	Dividends	T9	3,000.00	3,000.00		-	N
985	BP	31/01/2024	1205	HMRC	T9	921.55	921.55		-	N
986	BP	31/01/2024	1205	HMRC	T9	952.68	952.68		-	N
1564	BP	28/02/2024	1205		T9	3,000.00	3,000.00		-	N
2321	BP	28/03/2024	1205	- Dividends	T9	3,000.00	3,000.00		-	N
2854	BP	29/04/2024	1205	- Dividends	T9	3,000.00	3,000.00		-	N
3540	PI	17/05/2024	CARDPAY	Flights	T9	958.62	958.62		-	-
3417	BP	28/05/2024	1205		T9	3,000.00	3,000.00		-	N
3987	PI	01/06/2024	CARDPAY	Clothes	T9	18.00	18.00		-	-
4057	BR	03/06/2024	1205	Phone Charger	T9	5.00		5.00	-	N
4334	BP	04/06/2024	1210		T9	162.79	162.79		-	N
4088	BP	05/06/2024	1205		T9	1,000.00	1,000.00		-	N
4114	BP	10/06/2024	1205		T9	50.96	50.96		-	N
4117	BP	10/06/2024	1205		T9	87.02	87.02		-	N
4119	BP	10/06/2024	1205		T9	763.46	763.46		-	N
4135	BR	13/06/2024	1205		T9	162.79		162.79	-	N
5020	BP	20/06/2024	1205	Ticketmaster	T9	178.00	178.00		-	N
4239	BP	28/06/2024	1205		T9	3,000.00	3,000.00		-	N
4828	BP	24/07/2024	1205	- Dividends	T9	1,000.00	1,000.00		-	N
4864	BP	29/07/2024	1205	- Dividends	T9	3,000.00	3,000.00		-	N
4876	BP	30/07/2024	1205	HMRC	T9	732.94	732.94		-	N
4877	BP	30/07/2024	1205	HMRC	T9	732.94	732.94		-	N
5479	BP	28/08/2024	1205	- Dividend	T9	3,000.00	3,000.00		-	N
6044	BP	30/09/2024	1205	- Dividends	T9	3,000.00	3,000.00		-	N
6873	PI	09/10/2024	CARDPAY	Personal Car Insurance	T9	755.37	755.37		-	-
6874	PI	09/10/2024	CARDPAY	New Car - Private Purchase	T9	13,250.00	13,250.00		-	-
6872	PI	24/10/2024	CARDPAY		T9	152.44	152.44		-	-
6713	BP	28/10/2024	1205	Dividends	T9	3,000.00	3,000.00		-	N
Totals:							54,725.72	168.89		
History Balance:								54,556.83		

N/C: 3001 Name: Share Capital Account Balance: 100.00 CR

No	Type	Date	Account	Details	T/C	Value	Debit	Credit	V	B
3863	JC	30/11/2023	3001	Opening Balance	T9	100.00		100.00	-	-
Totals:								100.00		
History Balance:								100.00		

Date: 12/11/2024  
Time: 11:33:49



Nominal Activity

N/C: 3002      Name: Profit & Loss Account - (£157,086.70)      Account Balance: 157,086.70 CR

<u>No</u>	<u>Type</u>	<u>Date</u>	<u>Account</u>	<u>Details</u>	<u>T/C</u>	<u>Value</u>	<u>Debit</u>	<u>Credit</u>	<u>V</u>	<u>B</u>	
1262	JD	30/11/2023	3002	Opening Balance	T9	4,356.90	4,356.90	-	-	-	
3866	JC	30/11/2023	3002	Opening Balance	T9	161,443.60		161,443.60	-	-	
Totals:							4,356.90	161,443.60			
History Balance:									157,086.70		

Creditors List

<u>Account Ref</u>	<u>Nam</u>	<u>Balance</u>
[REDACTED]	[REDACTED] - 729098996	4,928.01
[REDACTED]	[REDACTED] - 739129601	1,850.07
CARDPAY	Card Pay	30.00
[REDACTED]	[REDACTED]	1,965.00
EDF	EDF Energy	(119.74)
[REDACTED]	[REDACTED]	4,696.09
OPUS	Opus Gas	(206.90)
PRS	PRS & PPL - Joint DD	751.66
ROSLYNS	Roslyns Accountants	9.59
[REDACTED]	[REDACTED]	7,745.18
[REDACTED]	[REDACTED]	48.71
[REDACTED]	[REDACTED]	(468.46)
	Total	<u>21,229.21</u>

Date: 12/11/2024  
 Time: 11:34:12



Nominal Activity

Date From: 01/10/2024  
 Date To: 31/10/2024

N/C From: 4000  
 N/C To: 7999

N/C: 4000 Name: Sales - Liquor Account Balance: 588,509.25 CR

No	Type	Date	Account	Details	T/C	Value	Debit	Credit	V	B
6387	CR	06/10/2024	1235	01.10.24-06.10.24	T1	9,654.28		9,654.28	N	N
6390	CR	13/10/2024	1235	W/E 13.10.24	T1	11,012.02		11,012.02	N	N
6393	CR	20/10/2024	1235	W/E 20.10.24	T1	12,930.15		12,930.15	N	N
6396	CR	27/10/2024	1235	W/E 27.10.24	T1	11,649.32		11,649.32	N	N
6399	CR	31/10/2024	1235	28.10.24-31.10.24	T1	3,298.73		3,298.73	N	N
Totals:								48,544.50		
History Balance:								48,544.50		

N/C: 4010 Name: Sales - Food Account Balance: 72,474.67 CR

No	Type	Date	Account	Details	T/C	Value	Debit	Credit	V	B
6388	CR	06/10/2024	1235	01.10.24-06.10.24	T1	1,018.30		1,018.30	N	N
6391	CR	13/10/2024	1235	W/E 13.10.24	T1	1,650.83		1,650.83	N	N
6394	CR	20/10/2024	1235	W/E 20.10.24	T1	1,542.08		1,542.08	N	N
6397	CR	27/10/2024	1235	W/E 27.10.24	T1	1,541.46		1,541.46	N	N
6400	CR	31/10/2024	1235	28.10.24-31.10.24	T1	367.00		367.00	N	N
Totals:								6,119.67		
History Balance:								6,119.67		

N/C: 4045 Name: Sales - Room Hire Account Balance: 77,665.09 CR

No	Type	Date	Account	Details	T/C	Value	Debit	Credit	V	B
6389	CR	06/10/2024	1235	01.10.24-06.10.24	T1	1,197.92		1,197.92	N	N
6392	CR	13/10/2024	1235	W/E 13.10.24	T1	1,455.38		1,455.38	N	N
6395	CR	20/10/2024	1235	W/E 20.10.24	T1	1,130.67		1,130.67	N	N
6398	CR	27/10/2024	1235	W/E 27.10.24	T1	1,805.17		1,805.17	N	N
6401	CR	31/10/2024	1235	28.10.24-31.10.24	T1	736.93		736.93	N	N
Totals:								6,326.07		
History Balance:								6,326.07		

N/C: 4915 Name: Miscellaneous Income Account Balance: 2,284.72 CR

No	Type	Date	Account	Details	T/C	Value	Debit	Credit	V	B
6356	PC	28/10/2024	BOOKER	Rebate & Reward	T9	2.42		2.42	-	-
6357	PC	28/10/2024	BOOKER	Rebate & Reward	T1	217.80		217.80	N	-
6376	PC	28/10/2024	BOOKER2	Rebate & Reward	T9	225.11		225.11	-	-
6377	PC	28/10/2024	BOOKER2	Rebate & Reward	T1	127.66		127.66	N	-
Totals:								572.99		
History Balance:								572.99		

Date: 12/11/2024  
 Time: 11:34:12

Nominal Activity

N/C: 5000      Name: Purchases - Liquor      Account Balance: 223,201.83 DR

No	Type	Date	Account	Details	T/C	Value	Debit	Credit	V	B
6328	PI	02/10/2024		Wet Purchases	T1	3,266.30	3,266.30		N	-
6345	PI	02/10/2024	BOOKER	Wet Purchases	T1	1,031.65	1,031.65		N	-
6360	PI	02/10/2024	BOOKER2	Wet Purchases	T1	58.93	58.93		N	-
6467	PI	05/10/2024	CASHPAY	Wet Purchases	T1	6.67	6.67		N	-
6329	PI	09/10/2024		Wet Purchases	T1	2,448.68	2,448.68		N	-
6346	PI	09/10/2024	BOOKER	Wet Purchases	T1	688.07	688.07		N	-
6348	PI	09/10/2024	BOOKER	Wet Purchases	T1	22.99	22.99		N	-
6363	PI	09/10/2024	BOOKER2	Wet Purchases	T1	216.32	216.32		N	-
6462	PI	11/10/2024	CASHPAY	Wet Purchases	T1	13.96	13.96		N	-
6330	PI	16/10/2024		Wet Purchases	T1	3,367.96	3,367.96		N	-
6350	PI	16/10/2024	BOOKER	Wet Purchases	T1	26.98	26.98		N	-
6352	PI	16/10/2024	BOOKER	Wet Purchases	T1	698.66	698.66		N	-
6434	PI	22/10/2024	CASHPAY	Wet Purchases	T1	30.63	30.63		N	-
6342	PI	23/10/2024		Wet Purchases	T1	3,533.19	3,533.19		N	-
6355	PI	23/10/2024	BOOKER	Wet Purchases	T1	913.03	913.03		N	-
6369	PI	23/10/2024	BOOKER2	Wet Purchases	T1	73.25	73.25		N	-
6343	PI	30/10/2024		Wet Purchases	T1	3,913.41	3,913.41		N	-
6344	PI	30/10/2024	BOOKER	Wet Purchases	T1	70.78	70.78		N	-
6358	PI	30/10/2024	BOOKER	Wet Purchases	T1	859.97	859.97		N	-
6378	PI	30/10/2024	BOOKER2	Wet Purchases	T1	181.15	181.15		N	-
6413	PI	30/10/2024	CARDPAY	Wet Purchases	T1	27.92	27.92		N	-
6854	PI	30/10/2024	CASHPAY	Wet Purchases	T1	27.92	27.92		N	-
Totals:							21,478.42			
History Balance:							21,478.42			

N/C: 5002      Name: Closing Wet Stock      Account Balance: 955.59 CR

No	Type	Date	Account	Details	T/C	Value	Debit	Credit	V	B
6766	JD	01/10/2024	5002	Opening Stock	T9	10,413.51	10,413.51		-	-
6770	JC	31/10/2024	5002	Closing Stock	T9	10,223.82		10,223.82	-	-
Totals:							10,413.51	10,223.82		
History Balance:							189.69			

Date: 12/11/2024  
 Time: 11:34:12

## Nominal Activity

N/C: 5500      Name: Food Purchases      Account Balance: 29,714.18 DR

No	Type	Date	Account	Details	T/C	Value	Debit	Credit	V	B
6471	PI	01/10/2024	CASHPAY	Food Purchases	T0	4.80	4.80		N	-
6472	PI	01/10/2024	CASHPAY	Food Purchases	T0	51.79	51.79		N	-
6362	PI	02/10/2024	BOOKER2	Food Purchases	T0	257.31	257.31		N	-
6465	PI	02/10/2024	CASHPAY	Food Purchases	T0	1.90	1.90		N	-
6466	PI	02/10/2024	CASHPAY	Food Purchases	T0	1.65	1.65		N	-
6475	PI	02/10/2024	NOELB	Food Purchases	T0	199.65	199.65		N	-
6464	PI	04/10/2024	CASHPAY	Food Purchases	T0	10.00	10.00		N	-
6468	PI	04/10/2024	CASHPAY	Food Purchases	T0	9.60	9.60		N	-
6469	PI	04/10/2024	CASHPAY	Food Purchases	T0	47.70	47.70		N	-
6481	PI	04/10/2024	AMAZON	Food Purchases	T0	3.99	3.99		N	-
6483	PI	04/10/2024	AMAZON	Food Purchases	T0	39.99	39.99		N	-
6456	PI	05/10/2024	CASHPAY	Food Purchases	T0	7.20	7.20		N	-
6474	PI	05/10/2024	NOELB	Food Purchases	T0	66.74	66.74		N	-
6455	PI	08/10/2024	CASHPAY	Food Purchases	T0	12.09	12.09		N	-
6347	PI	09/10/2024	BOOKER	Food Purchases	T0	5.49	5.49		N	-
6366	PI	09/10/2024	BOOKER2	Food Purchases	T0	260.22	260.22		N	-
6458	PI	10/10/2024	CASHPAY	Food Purchases	T0	66.82	66.82		N	-
6459	PI	10/10/2024	CASHPAY	Food Purchases	T0	4.00	4.00		N	-
6460	PI	10/10/2024	CASHPAY	Food Purchases	T0	8.92	8.92		N	-
6447	PI	11/10/2024	CASHPAY	Food Purchases	T0	28.70	28.70		N	-
6452	PI	11/10/2024	NOELB	Food Purchases	T0	208.70	208.70		N	-
6349	PI	12/10/2024	BOOKER	Food Purchases	T0	71.73	71.73		N	-
6451	PI	12/10/2024	NOELB	Food Purchases	T0	53.96	53.96		N	-
6351	PI	16/10/2024	BOOKER	Food Purchases	T0	10.97	10.97		N	-
6353	PI	16/10/2024	BOOKER	Food Purchases	T0	14.98	14.98		N	-
6354	PC	16/10/2024	BOOKER	Food Credit	T0	7.99		7.99	N	-
6368	PI	16/10/2024	BOOKER2	Food Purchases	T0	257.18	257.18		N	-
6445	PI	17/10/2024	CASHPAY	Food Purchases	T0	9.60	9.60		N	-
6446	PI	17/10/2024	CASHPAY	Food Purchases	T0	77.77	77.77		N	-
6437	PI	19/10/2024	CASHPAY	Food Purchases	T0	28.60	28.60		N	-
6436	PI	22/10/2024	CASHPAY	Food Purchases	T0	7.19	7.19		N	-
6373	PI	23/10/2024	BOOKER2	Food Purchases	T0	263.44	263.44		N	-
6374	PC	23/10/2024	BOOKER2	Food Credit	T0	4.47		4.47	N	-
6431	PI	23/10/2024	NOELB	Food Purchases	T0	225.50	225.50		N	-
6847	PI	23/10/2024	CASHPAY	Food Purchases	T0	56.53	56.53		N	-
6420	PI	25/10/2024	FRYFRESH	Food Purchases	T0	77.97	77.97		N	-
6439	PI	25/10/2024	CASHPAY	Food Purchases	T0	17.60	17.60		N	-
6375	PI	26/10/2024	BOOKER2	Food Purchases	T0	42.96	42.96		N	-
6430	PI	26/10/2024	NOELB	Food Purchases	T0	86.09	86.09		N	-
6440	PI	26/10/2024	CASHPAY	Food Purchases	T0	45.47	45.47		N	-
6441	PI	26/10/2024	CASHPAY	Food Purchases	T0	18.34	18.34		N	-
6359	PI	30/10/2024	BOOKER	Food Purchases	T0	6.99	6.99		N	-
6381	PI	30/10/2024	BOOKER2	Food Purchases	T0	252.90	252.90		N	-
6412	PI	31/10/2024	NOELB	Food Purchases	T0	68.55	68.55		N	-
6414	PI	31/10/2024	CARDPAY	Food Purchases	T0	30.00	30.00		N	-
Totals:							3,021.58	12.46		
History Balance:							3,009.12			

N/C: 5502      Name: Closing Food Stock      Account Balance: 23.73 CR

No	Type	Date	Account	Details	T/C	Value	Debit	Credit	V	B
6768	JD	01/10/2024	5502	Opening Stock	T9	2,035.54	2,035.54		-	-
6772	JC	31/10/2024	5502	Closing Stock	T9	1,921.04		1,921.04	-	-
Totals:							2,035.54	1,921.04		
History Balance:							114.50			

Date: 12/11/2024  
 Time: 11:34:12

Nominal Activity

N/C: 5551 Name: Accommodation Purchases Account Balance: 6,920.46 DR

<u>No</u>	<u>Type</u>	<u>Date</u>	<u>Account</u>	<u>Details</u>	<u>T/C</u>	<u>Value</u>	<u>Debit</u>	<u>Credit</u>	<u>V</u>	<u>B</u>
6463	PI	02/10/2024	HANDBRI	Laundry	T1	866.70	866.70		N	-
Totals:							866.70			
History Balance:							866.70			

N/C: 6000 Name: Gardening Account Balance: 66.50 DR

<u>No</u>	<u>Type</u>	<u>Date</u>	<u>Account</u>	<u>Details</u>	<u>T/C</u>	<u>Value</u>	<u>Debit</u>	<u>Credit</u>	<u>V</u>	<u>B</u>
6448	PI	16/10/2024	CASHPAY	Flowers	T9	40.00	40.00		-	-
Totals:							40.00			
History Balance:							40.00			

N/C: 6020 Name: Cutlery and Crockery Account Balance: 582.22 DR

<u>No</u>	<u>Type</u>	<u>Date</u>	<u>Account</u>	<u>Details</u>	<u>T/C</u>	<u>Value</u>	<u>Debit</u>	<u>Credit</u>	<u>V</u>	<u>B</u>
6479	PI	04/10/2024	AMAZON	Bowls	T1	30.82	30.82		N	-
Totals:							30.82			
History Balance:							30.82			

N/C: 6025 Name: Uniforms Account Balance: 1,640.30 DR

<u>No</u>	<u>Type</u>	<u>Date</u>	<u>Account</u>	<u>Details</u>	<u>T/C</u>	<u>Value</u>	<u>Debit</u>	<u>Credit</u>	<u>V</u>	<u>B</u>
6417	PI	25/10/2024	DARTS	Uniforms	T1	233.74	233.74		N	-
Totals:							233.74			
History Balance:							233.74			

N/C: 6030 Name: Napkins, Straws etc Account Balance: 693.52 DR

<u>No</u>	<u>Type</u>	<u>Date</u>	<u>Account</u>	<u>Details</u>	<u>T/C</u>	<u>Value</u>	<u>Debit</u>	<u>Credit</u>	<u>V</u>	<u>B</u>
6365	PI	09/10/2024	BOOKER2	Straws	T1	10.47	10.47		N	-
6371	PI	23/10/2024	BOOKER2	Straws	T1	5.98	5.98		N	-
6380	PI	30/10/2024	BOOKER2	Napkins & Straws	T1	32.48	32.48		N	-
Totals:							48.93			
History Balance:							48.93			

N/C: 6250 Name: Sundries Account Balance: 9,049.11 DR

<u>No</u>	<u>Type</u>	<u>Date</u>	<u>Account</u>	<u>Details</u>	<u>T/C</u>	<u>Value</u>	<u>Debit</u>	<u>Credit</u>	<u>V</u>	<u>B</u>
6774	JD	01/10/2024	6250	Reverse Prepay Website Subscription 6/12	T9	71.88	71.88		-	-
6776	JD	01/10/2024	6250	Reverse Prepay Subscription 6/12	T9	249.99	249.99		-	-
6866	PI	01/10/2024	LINGAR	Security	T1	153.00	153.00		N	-
6480	PI	04/10/2024	AMAZON	First Aid Kit	T1	6.03	6.03		N	-
6482	PI	04/10/2024	AMAZON	First Aid Kit	T1	4.84	4.84		N	-
6442	PI	07/10/2024	LINGAR	Security	T1	99.00	99.00		N	-
6428	PI	14/10/2024	LINGAR	Security	T1	99.00	99.00		N	-
6408	PI	21/10/2024	LINGAR	Security	T1	99.00	99.00		N	-
6426	PI	21/10/2024	AMAZON	Till Rolls	T1	17.42	17.42		N	-
6372	PI	23/10/2024	BOOKER2	Cling Film & Foil	T1	14.64	14.64		N	-
6438	PI	24/10/2024	CASHPAY	Halloween Decorations	T1	12.75	12.75		N	-
6880	JC	31/10/2024	6250	Prepay Website Subscription 5/12	T9	59.90		59.90	-	-
6882	JC	31/10/2024	6250	Prepay Subscription 5/12	T9	208.33		208.33	-	-
Totals:							827.55		268.23	
History Balance:							559.32			

Date: 12/11/2024  
 Time: 11:34:12



Nominal Activity

N/C: 6500 Name: Advertising & Marketing Account Balance: 11,440.17 DR

No	Type	Date	Account	Details	T/C	Value	Debit	Credit	V	B
6443	PI	03/10/2024	BOOKING	Reservations	T9	1,271.20	1,271.20	-	-	
Totals:							1,271.20			
History Balance:							1,271.20			

N/C: 6515 Name: Artistes / Entertainment Account Balance: 33,650.00 DR

No	Type	Date	Account	Details	T/C	Value	Debit	Credit	V	B
6484	CP	03/10/2024	1235	Entertainment	T9	90.00	90.00	-	-	N
6485	CP	05/10/2024	1235	Entertainment	T9	175.00	175.00	-	-	N
6486	CP	06/10/2024	1235	Entertainment	T9	350.00	350.00	-	-	N
6487	CP	07/10/2024	1235	Entertainment	T9	60.00	60.00	-	-	N
6488	CP	09/10/2024	1235	Entertainment	T9	80.00	80.00	-	-	N
6489	CP	11/10/2024	1235	Entertainment	T9	200.00	200.00	-	-	N
6490	CP	12/10/2024	1235	Entertainment	T9	300.00	300.00	-	-	N
6491	CP	13/10/2024	1235	Entertainment	T9	60.00	60.00	-	-	N
6492	CP	16/10/2024	1235	Entertainment	T9	100.00	100.00	-	-	N
6493	CP	18/10/2024	1235	Entertainment	T9	200.00	200.00	-	-	N
6494	CP	19/10/2024	1235	Entertainment	T9	400.00	400.00	-	-	N
6495	CP	20/10/2024	1235	Entertainment	T9	60.00	60.00	-	-	N
6496	CP	23/10/2024	1235	Entertainment	T9	90.00	90.00	-	-	N
6497	CP	25/10/2024	1235	Entertainment	T9	175.00	175.00	-	-	N
6498	CP	26/10/2024	1235	Entertainment	T9	400.00	400.00	-	-	N
6499	CP	27/10/2024	1235	Entertainment	T9	60.00	60.00	-	-	N
6500	CP	30/10/2024	1235	Entertainment	T9	90.00	90.00	-	-	N
Totals:							2,890.00			
History Balance:							2,890.00			


N/C: 6550 Name: Licences - Other Account Balance: 200.05 DR

No	Type	Date	Account	Details	T/C	Value	Debit	Credit	V	B
6778	JD	01/10/2024	6550	Reverse Prepay Licence 1.5/12	T9	22.50	22.50	-	-	
6884	JC	31/10/2024	6550	Prepay Licence 0.5/12	T9	7.50		7.50	-	-
Totals:							22.50		7.50	
History Balance:							15.00			

N/C: 7000 Name: Gross Wages Account Balance: 175,139.70 DR

No	Type	Date	Account	Details	T/C	Value	Debit	Credit	V	B
6642	BP	18/10/2024	1205	DWP	T9	150.00	150.00	-	-	N
6757	JD	31/10/2024	7000	Staff Wages	T9	16,610.20	16,610.20	-	-	
6759	JD	31/10/2024	7000	Pensions	T9	506.34	506.34	-	-	
6762	JC	31/10/2024	7000	Directors Remunerations	T9	1,440.00		1,440.00	-	-
6763	JD	31/10/2024	7000	PAYE	T9	2,921.58	2,921.58	-	-	
Totals:							20,188.12		1,440.00	
History Balance:							18,748.12			

N/C: 7005 Name: Casual Wages Account Balance: 3,736.78 DR

No	Type	Date	Account	Details	T/C	Value	Debit	Credit	V	B
6877	JD	31/10/2024	7005	 Overpayment	T9	429.00	429.00	-	-	
Totals:							429.00			
History Balance:							429.00			



Date: 12/11/2024  
 Time: 11:34:12

## Nominal Activity

N/C: 7050                      Name: Directors Remuneration                      Account Balance: 15,840.00 DR

<u>No</u>	<u>Type</u>	<u>Date</u>	<u>Account</u>	<u>Details</u>	<u>T/C</u>	<u>Value</u>	<u>Debit</u>	<u>Credit</u>	<u>V</u>	<u>B</u>
6761	JD	31/10/2024	7050	Directors Remunerations	T9	1,440.00	1,440.00	-	-	
							Totals:	1,440.00		
							History Balance:	1,440.00		

N/C: 7100                      Name: Rent                      Account Balance: 52,708.26 DR

<u>No</u>	<u>Type</u>	<u>Date</u>	<u>Account</u>	<u>Details</u>	<u>T/C</u>	<u>Value</u>	<u>Debit</u>	<u>Credit</u>	<u>V</u>	<u>B</u>
6790	JD	01/10/2024	7100	Reverse Prepay Rent October 2024	T9	4,791.66	4,791.66	-	-	
6331	PI	18/10/2024	STAR	Rent November 2024	T1	4,312.50	4,312.50		N	-
6332	PI	18/10/2024	STAR	Rent November 2024	T9	479.16	479.16		-	-
6894	JC	31/10/2024	7100	Prepay Rent November 2024	T9	4,791.66		4,791.66	-	-
							Totals:	9,583.32	4,791.66	
							History Balance:	4,791.66		

N/C: 7105                      Name: Insurance                      Account Balance: 5,087.08 DR

<u>No</u>	<u>Type</u>	<u>Date</u>	<u>Account</u>	<u>Details</u>	<u>T/C</u>	<u>Value</u>	<u>Debit</u>	<u>Credit</u>	<u>V</u>	<u>B</u>
6792	JD	01/10/2024	7105	Reverse Prepay Insurance October 2024	T9	227.50	227.50	-	-	
6624	BP	16/10/2024	1205	Premium Credit	T9	203.42	203.42	-		N
6338	PI	18/10/2024	STAR	Insurance November 2024	T1	204.75	204.75		N	-
6340	PI	18/10/2024	STAR	Insurance November 2024	T9	22.75	22.75		-	-
6902	JC	31/10/2024	7105	Prepay Insurance November 2024	T9	227.50		227.50	-	-
							Totals:	658.42	227.50	
							History Balance:	430.92		

N/C: 7110                      Name: NNDR                      Account Balance: 4,305.78 DR

<u>No</u>	<u>Type</u>	<u>Date</u>	<u>Account</u>	<u>Details</u>	<u>T/C</u>	<u>Value</u>	<u>Debit</u>	<u>Credit</u>	<u>V</u>	<u>B</u>
6780	JD	01/10/2024	7110	Reverse Prepay CT 6/12	T9	872.55	872.55	-	-	
6782	JD	01/10/2024	7110	Reverse Prepay NNDR 6/12	T9	1,490.76	1,490.76	-	-	
6886	JC	31/10/2024	7110	Prepay CT 5/12	T9	727.13		727.13	-	-
6888	JC	31/10/2024	7110	Prepay NNDR 5/12	T9	1,242.30		1,242.30	-	-
							Totals:	2,363.31	1,969.43	
							History Balance:	393.88		

N/C: 7200                      Name: Business Electricity                      Account Balance: 47,121.10 DR

<u>No</u>	<u>Type</u>	<u>Date</u>	<u>Account</u>	<u>Details</u>	<u>T/C</u>	<u>Value</u>	<u>Debit</u>	<u>Credit</u>	<u>V</u>	<u>B</u>
6800	JC	01/10/2024	7200	Reverse Accrue Electricity 10.09.24-30.09.24	T9	2,706.00		2,706.00	-	-
6429	PI	10/10/2024	VALDA	Electricity 10.09.24-09.10.24	T1	3,744.77	3,744.77		N	-
6906	JD	31/10/2024	7200	Accrue Electricity 10.10.24-31.10.24	T9	2,746.00	2,746.00		-	-
							Totals:	6,490.77	2,706.00	
							History Balance:	3,784.77		

N/C: 7205                      Name: Business Gas & Heating Costs                      Account Balance: 7,776.34 DR

<u>No</u>	<u>Type</u>	<u>Date</u>	<u>Account</u>	<u>Details</u>	<u>T/C</u>	<u>Value</u>	<u>Debit</u>	<u>Credit</u>	<u>V</u>	<u>B</u>
6802	JC	01/10/2024	7205	Reverse Accrue Gas 25.07.24-30.09.24	T9	567.00		567.00	-	-
6908	JD	31/10/2024	7205	Accrue Gas 25.07.24-31.10.24	T9	825.00	825.00		-	-
							Totals:	825.00	567.00	
							History Balance:	258.00		

Date: 12/11/2024  
 Time: 11:34:12

Nominal Activity

N/C: 7210 Name: Business Telephone & Mobiles Account Balance: 2,817.20 DR

No	Type	Date	Account	Details	T/C	Value	Debit	Credit	V	B
6444	PI	01/10/2024	BT	Telephone	T1	116.01	116.01		N	-
6869	PI	03/10/2024	VODAFON	Telephone	T1	100.48	100.48		N	-
6407	PI	16/10/2024	ONECOM	Telephone	T1	90.08	90.08		N	-
Totals:							306.57			
History Balance:							306.57			

N/C: 7215 Name: Water & Sewerage Charges - Bus. Account Balance: 3,416.47 DR

No	Type	Date	Account	Details	T/C	Value	Debit	Credit	V	B
6786	JD	01/10/2024	7215	Reverse Prepay Water 21.10.24-20.11.24	T9	141.53	141.53		-	-
6804	JC	01/10/2024	7215	Reverse Accrue Welsh Water 11.07.24-30.09.24	T9	142.00		142.00	-	-
6409	PI	21/10/2024	EVERFLO	Water 21.11.24-20.12.24	T0	136.09	136.09		N	-
6890	JC	31/10/2024	7215	Prepay Water 01.11.24-20.12.24	T9	227.40		227.40	-	-
6910	JD	31/10/2024	7215	Accrue Welsh Water 11.07.24-31.10.24	T9	196.00	196.00		-	-
Totals:							473.62		369.40	
History Balance:							104.22			

N/C: 7300 Name: Motor Fuel / Oil Account Balance: 1,376.26 DR

No	Type	Date	Account	Details	T/C	Value	Debit	Credit	V	B
6870	PI	03/10/2024	CARDPAY	Fuel	T9	65.70	65.70		-	-
6449	PI	09/10/2024	CARDPAY	Fuel	T9	60.00	60.00		-	-
6871	PI	10/10/2024	CARDPAY	Fuel	T9	105.60	105.60		-	-
6421	PI	23/10/2024	CARDPAY	Fuel	T9	52.00	52.00		-	-
Totals:							283.30			
History Balance:							283.30			

N/C: 7400 Name: Office Stationery Account Balance: 504.83 DR

No	Type	Date	Account	Details	T/C	Value	Debit	Credit	V	B
6809	PI	01/10/2024	CASHPAY	Card	T1	10.69	10.69		N	-
6819	PI	01/10/2024	CASHPAY	Diary	T1	3.33	3.33		N	-
6410	PI	28/10/2024	AMAZON	Paper	T1	19.16	19.16		N	-
6411	PI	29/10/2024	AMAZON	Punch Pockets	T1	16.57	16.57		N	-
Totals:							49.75			
History Balance:							49.75			

N/C: 7410 Name: Printing Account Balance: 419.42 DR

No	Type	Date	Account	Details	T/C	Value	Debit	Credit	V	B
6476	PI	01/10/2024	CASHPAY	Ink Cartridges	T1	71.68	71.68		N	-
6415	PI	29/10/2024	CASHPAY	Ink Cartridges	T1	62.68	62.68		N	-
Totals:							134.36			
History Balance:							134.36			

N/C: 7420 Name: Postage/Carriage Account Balance: 145.77 DR

No	Type	Date	Account	Details	T/C	Value	Debit	Credit	V	B
6810	PI	01/10/2024	CASHPAY	Postage	T9	9.18	9.18		-	-
Totals:							9.18			
History Balance:							9.18			





Date: 12/11/2024  
 Time: 11:34:12



Nominal Activity

N/C: 7845      Name: Waste Collection      Account Balance: 4,200.62 DR

No	Type	Date	Account	Details	T/C	Value	Debit	Credit	V	B	
6477	PI	01/10/2024	ASHWAST	Waste Collection	T1	449.59	449.59		N	-	
Totals:							449.59				
History Balance:							449.59				

N/C: 7900      Name: Bank Charges      Account Balance: 6,843.76 DR

No	Type	Date	Account	Details	T/C	Value	Debit	Credit	V	B	
6961	BP	04/10/2024	1210	Bank Charges	T9	11.99	11.99		-	N	
6868	BP	14/10/2024	1205	Bank Charges	T9	684.86	684.86		-	N	
6720	BP	29/10/2024	1205	Bank Charges	T9	17.00	17.00		-	N	
Totals:							713.85				
History Balance:							713.85				

N/C: 7905      Name: Interest Paid      Account Balance: 171.46 CR

No	Type	Date	Account	Details	T/C	Value	Debit	Credit	V	B	
6528	BR	02/10/2024	1205	Cashback	T9	1.45		1.45	-	N	
6529	BR	02/10/2024	1205	Cashback	T9	1.95		1.95	-	N	
Totals:									3.40		
History Balance:									3.40		

N/C: 7999      Name: Depreciation      Account Balance: 1,637.53 DR

No	Type	Date	Account	Details	T/C	Value	Debit	Credit	V	B	
6912	JD	31/10/2024	7999	Televisions	T9	3.87	3.87		-	-	
6914	JD	31/10/2024	7999	Televisions	T9	3.87	3.87		-	-	
6916	JD	31/10/2024	7999	Flooring	T9	1.85	1.85		-	-	
6918	JD	31/10/2024	7999	CCTV System	T9	11.45	11.45		-	-	
6920	JD	31/10/2024	7999	Speakers	T9	4.58	4.58		-	-	
6922	JD	31/10/2024	7999	Scudetto Football Table	T9	5.47	5.47		-	-	
6924	JD	31/10/2024	7999	CCTV	T9	4.14	4.14		-	-	
6926	JD	31/10/2024	7999	Music Equipment	T9	9.78	9.78		-	-	
6928	JD	31/10/2024	7999	Strentch Tent	T9	16.28	16.28		-	-	
6930	JD	31/10/2024	7999	Stand Alone Camera	T9	3.78	3.78		-	-	
6932	JD	31/10/2024	7999	Gazebo	T9	10.16	10.16		-	-	
6934	JD	31/10/2024	7999	Outdoor Dining Set	T9	13.12	13.12		-	-	
6936	JD	31/10/2024	7999	Dart Boards	T9	14.10	14.10		-	-	
6938	JD	31/10/2024	7999	Sofa	T9	17.73	17.73		-	-	
6940	JD	31/10/2024	7999	Twin Fryer	T9	5.30	5.30		-	-	
6942	JD	31/10/2024	7999	Pizza Oven	T9	10.90	10.90		-	-	
6944	JD	31/10/2024	7999	LG TV	T9	1.56	1.56		-	-	
6946	JD	31/10/2024	7999	Security Camera	T9	2.72	2.72		-	-	
Totals:							140.66				
History Balance:							140.66				